

GUIDEBOOK

# HOW TO MOTIVATE STUDENTS THROUGH DIGITAL PORTFOLIOS AND SHARING IN SCHOOL COMMUNITY AND SOCIAL MEDIA

PREPARED FOR :


TEACHERS HOW TO TEACH STUDENTS TO CREATE DIGITAL PORTFOLIOS TO MORE EASILY ORGANIZE AND MANAGE THEIR ONLINE EDUCATIONAL ACTIVITIES.



Co-funded by  
the European Union

# *Guidebook*

## HOW TO MOTIVATE STUDENTS THROUGH DIGITAL PORTFOLIOS AND SHARING IN SCHOOL COMMUNITY AND SOCIAL MEDIA



## **Introduction:**

In the digital age, innovative methods like digital portfolios can motivate students and enhance their engagement in learning. This guide will provide step-by-step instructions for educators to motivate students through digital portfolios, sharing their work within the school community, and promoting their achievements on social media.


## **Understand the Concept of Digital Portfolios**

A digital portfolio is an online collection of a student's work, achievements, and learning progress. It is a dynamic, interactive platform for students to showcase their skills, talents, and academic growth. Digital portfolios can include various types of content, such as written work, images, videos, audio recordings, and presentations.

## **Train Teachers on Digital Portfolio Implementation**

To ensure the successful implementation of digital portfolios, train teachers on the following aspects:

- Digital portfolio creation and management
- Integration of digital portfolios into lesson plans
- Encouragement of student collaboration and sharing
- Promotion of digital portfolios on social media platforms



### **Introduce Digital Portfolios to Students**

Educate students about the benefits of creating and maintaining a digital portfolio. Explain how it can help them organise their work, showcase their achievements, and collaborate with peers.

### **Assist Students in Creating Their Digital Portfolios**

Guide students in creating their digital portfolios. Provide them with user-friendly tools and platforms, such as Google Sites, Weebly, or Seesaw, and help them customise their portfolios to reflect their personal style and academic interests.


### **Set Goals and Expectations**

Work with students to set goals and expectations for their digital portfolios. These may include:

- Regular updates
- Sharing resources with classmates
- Receiving and providing feedback
- Showcasing their work on social media

### **Encourage Collaboration and Sharing**

Promote a collaborative environment by encouraging students to share their digital portfolios within the school community. Facilitate in-class discussions, presentations, and online forums where students can share resources, provide feedback, and learn from each other.



### **Integrate Digital Portfolios into the Curriculum**

Incorporate digital portfolios into lesson plans, projects, and assignments. Allow students to submit their work through their portfolios, helping them recognize the value of maintaining and updating their digital collections.

### **Promote Digital Portfolios on Social Media**


Encourage students to share their digital portfolios on social media platforms such as Facebook, Twitter, and Instagram. This helps them build an online presence, showcase their accomplishments, and connect with like-minded peers and professionals.

### **Monitor Progress and Provide Feedback**

Regularly review students' digital portfolios to monitor their progress, provide feedback, and acknowledge their achievements. Offer suggestions for improvement and discuss their goals and expectations to maintain motivation and engagement.

### **Conclusion:**

By implementing digital portfolios and promoting sharing within the school community and on social media, educators can effectively motivate students and increase their engagement in learning. Digital portfolios are essential for organising, showcasing, and collaborating on academic work, providing students with a platform to express their creativity and develop valuable skills for their future careers.



## Step 1

|                    |                                                                                                                                                                                                                                                                                                                                                                                                                                                                                                                |
|--------------------|----------------------------------------------------------------------------------------------------------------------------------------------------------------------------------------------------------------------------------------------------------------------------------------------------------------------------------------------------------------------------------------------------------------------------------------------------------------------------------------------------------------|
| <b>TITLE</b>       | <b>Understand the Concept of Digital Portfolios</b>                                                                                                                                                                                                                                                                                                                                                                                                                                                            |
| <b>LESSON</b>      | Lesson 1: Understanding Digital Portfolios                                                                                                                                                                                                                                                                                                                                                                                                                                                                     |
| <b>Objective:</b>  | Students will learn about digital portfolios and their benefits in organising, showcasing, and sharing work.                                                                                                                                                                                                                                                                                                                                                                                                   |
| <b>Activities:</b> | Begin the lesson with an introduction to digital portfolios, explaining their purpose and how they can be used in education. Discuss the various types of content that can be included in a digital portfolio, such as written work, images, videos, audio recordings, and presentations. Share examples of well-designed digital portfolios and highlight their key features. Encourage students to brainstorm the benefits of having a digital portfolio and how it can help them in their academic journey. |
| <b>Assessment:</b> | Assess students' understanding of digital portfolios through class discussions and by having them list the benefits and key features of a digital portfolio.                                                                                                                                                                                                                                                                                                                                                   |

## Step 2

|                    |                                                                                                                                                                                                                                                                                                                                                                                                                                        |
|--------------------|----------------------------------------------------------------------------------------------------------------------------------------------------------------------------------------------------------------------------------------------------------------------------------------------------------------------------------------------------------------------------------------------------------------------------------------|
| <b>TITLE</b>       | <b>Train Teachers on Digital Portfolio Implementation</b>                                                                                                                                                                                                                                                                                                                                                                              |
| <b>LESSON</b>      | Teacher Training on Digital Portfolio Implementation                                                                                                                                                                                                                                                                                                                                                                                   |
| <b>Objective:</b>  | Teachers will learn how to implement digital portfolios in their classrooms, integrating them into lesson plans and promoting collaboration and sharing.                                                                                                                                                                                                                                                                               |
| <b>Activities:</b> | Provide professional development workshops for teachers on digital portfolio creation, management, and integration into the curriculum. Offer hands-on training sessions for teachers to explore digital portfolio platforms and tools. Discuss strategies for promoting student collaboration and sharing using digital portfolios. Review best practices for encouraging students to share their digital portfolios on social media. |
| <b>Assessment:</b> | Evaluate teachers' understanding and readiness to implement digital portfolios through workshop participation, hands-on training, and discussions.                                                                                                                                                                                                                                                                                     |

## Step 3

|                    |                                                                                                                                                                                                                                                                                                                                                       |
|--------------------|-------------------------------------------------------------------------------------------------------------------------------------------------------------------------------------------------------------------------------------------------------------------------------------------------------------------------------------------------------|
| <b>TITLE</b>       | <b>Introducing Digital Portfolios to Students</b>                                                                                                                                                                                                                                                                                                     |
| <b>LESSON</b>      | Introducing Digital Portfolios to Students                                                                                                                                                                                                                                                                                                            |
| <b>Objective:</b>  | Students will become familiar with digital portfolios and their potential benefits for their academic and personal growth.                                                                                                                                                                                                                            |
| <b>Activities:</b> | Teachers introduce digital portfolios to students, explaining their purpose and benefits. Showcase examples of digital portfolios and discuss their key features. Explain the process of creating and maintaining a digital portfolio, including choosing a platform and the design. Discuss expectations and goals for students' digital portfolios. |
| <b>Assessment:</b> | Assess students' understanding of digital portfolios through class discussions and by having them explain the benefits and purpose of creating a digital portfolio.                                                                                                                                                                                   |



## Step 4

|                    |                                                                                                                                                                                                                                                                                                                                                                                                                                                                  |
|--------------------|------------------------------------------------------------------------------------------------------------------------------------------------------------------------------------------------------------------------------------------------------------------------------------------------------------------------------------------------------------------------------------------------------------------------------------------------------------------|
| <b>TITLE</b>       | <b>Creating Digital Portfolios</b>                                                                                                                                                                                                                                                                                                                                                                                                                               |
| <b>LESSON</b>      | Creating Digital Portfolios                                                                                                                                                                                                                                                                                                                                                                                                                                      |
| <b>Objective:</b>  | Students will create digital portfolios using a selected platform and customise their designs to reflect their personal style and academic interests.                                                                                                                                                                                                                                                                                                            |
| <b>Activities:</b> | Provide students with user-friendly digital portfolio platforms and tools (e.g., Google Sites, Weebly, Seesaw). Guide students in choosing a platform and creating their digital portfolios. Offer support and guidance as students customise their portfolios, including adding content, designing the layout, and organising their work. Encourage students to add an "About Me" section to introduce themselves and share their academic interests and goals. |
| <b>Assessment:</b> | Evaluate student's progress in creating their digital portfolios based on design, organisation, and content.                                                                                                                                                                                                                                                                                                                                                     |

## Step 5

|                    |                                                                                                                                                                                                                                                                                                                               |
|--------------------|-------------------------------------------------------------------------------------------------------------------------------------------------------------------------------------------------------------------------------------------------------------------------------------------------------------------------------|
| <b>TITLE</b>       | <b>Setting Goals and Expectations for Digital Portfolios</b>                                                                                                                                                                                                                                                                  |
| <b>LESSON</b>      | Setting Goals and Expectations for Digital Portfolios                                                                                                                                                                                                                                                                         |
| <b>Objective:</b>  | Students will set goals and expectations for their digital portfolios, including regular updates, sharing resources, providing feedback, and showcasing their work on social media.                                                                                                                                           |
| <b>Activities:</b> | Facilitate a discussion on setting goals and expectations for digital portfolios. Guide students in setting realistic and achievable goals for their portfolios. Discuss the importance of sharing resources and providing feedback to peers. Encourage students to consider showcasing their work on social media platforms. |
| <b>Assessment:</b> | Assess students' understanding of goals and expectations for their digital portfolios through class discussions and by reviewing their individual goals.                                                                                                                                                                      |

## Step 6

|                        |                                                                                                                                                                                                                                                                                                                                                                                                                                                                                |
|------------------------|--------------------------------------------------------------------------------------------------------------------------------------------------------------------------------------------------------------------------------------------------------------------------------------------------------------------------------------------------------------------------------------------------------------------------------------------------------------------------------|
| <b>TITLE</b>           | <b>Encouraging Collaboration and Sharing</b>                                                                                                                                                                                                                                                                                                                                                                                                                                   |
| <b>LESSON</b>          | Encouraging Collaboration and Sharing                                                                                                                                                                                                                                                                                                                                                                                                                                          |
| <b>Objective:</b>      | Students will learn the value of collaboration and sharing their digital portfolios within the school community, promoting a supportive and collaborative learning environment.                                                                                                                                                                                                                                                                                                |
| <b>Activities:</b>     | Facilitate in-class discussions and presentations where students can share their digital portfolios and resources. Set up online forums or message boards where students can post their digital portfolios, share resources, and engage in discussions. Organise group projects and assignments that require students to collaborate and share their digital portfolios with their peers. Encourage students to provide constructive feedback on their classmates' portfolios. |
| <b>Assessment</b><br>: | Evaluate students' participation in collaborative activities, share their digital portfolios, and provide feedback to their peers.                                                                                                                                                                                                                                                                                                                                             |

## Step 7

|                    |                                                                                                                                                                                                                                                                                                                                                                                                                                     |
|--------------------|-------------------------------------------------------------------------------------------------------------------------------------------------------------------------------------------------------------------------------------------------------------------------------------------------------------------------------------------------------------------------------------------------------------------------------------|
| <b>TITLE</b>       | <b>Integrating Digital Portfolios into the Curriculum</b>                                                                                                                                                                                                                                                                                                                                                                           |
| <b>LESSON</b>      | Integrating Digital Portfolios into the Curriculum                                                                                                                                                                                                                                                                                                                                                                                  |
| <b>Objective:</b>  | Students will learn how digital portfolios can be integrated into lesson plans, projects, and assignments, helping them recognise the value of maintaining and updating their digital collections.                                                                                                                                                                                                                                  |
| <b>Activities:</b> | Teachers incorporate digital portfolios into lesson plans, making them an integral part of learning. Assign projects and tasks that require students to submit work through their digital portfolios. Offer opportunities for students to present their digital portfolios during class presentations or parent-teacher conferences. Encourage students to reflect on their progress and update their digital portfolios regularly. |
| <b>Assessment:</b> | Monitor students' progress in integrating digital portfolios into their learning process through submitted assignments, presentations, and portfolio updates.                                                                                                                                                                                                                                                                       |

## Step 8

|                    |                                                                                                                                                                                                                                                                                                                                                                                                                                                                                                 |
|--------------------|-------------------------------------------------------------------------------------------------------------------------------------------------------------------------------------------------------------------------------------------------------------------------------------------------------------------------------------------------------------------------------------------------------------------------------------------------------------------------------------------------|
| <b>TITLE</b>       | <b>Promoting Digital Portfolios on Social Media</b>                                                                                                                                                                                                                                                                                                                                                                                                                                             |
| <b>LESSON</b>      | Promoting Digital Portfolios on Social Media                                                                                                                                                                                                                                                                                                                                                                                                                                                    |
| <b>Objective:</b>  | Students will learn how to share their digital portfolios on social media platforms, build an online presence, showcase their accomplishments, and connect with like-minded peers and professionals.                                                                                                                                                                                                                                                                                            |
| <b>Activities:</b> | Discuss the importance of building an online presence and the role of social media in promoting digital portfolios. Provide guidelines for safely sharing digital portfolios on social media platforms like Facebook, Twitter, and Instagram. Encourage students to create professional social media profiles highlighting their digital portfolios and achievements. Discuss strategies for networking and connecting with peers, professionals, and potential employers through social media. |
| <b>Assessment:</b> | Evaluate students' understanding of social media promotion and their ability to create professional profiles that showcase their digital portfolios..                                                                                                                                                                                                                                                                                                                                           |

## Step 9

| TITLE       | Monitoring Progress and Providing Feedback                                                                                                                                                                                                                                                                                                                                                    |
|-------------|-----------------------------------------------------------------------------------------------------------------------------------------------------------------------------------------------------------------------------------------------------------------------------------------------------------------------------------------------------------------------------------------------|
| LESSON      | Monitoring Progress and Providing Feedback                                                                                                                                                                                                                                                                                                                                                    |
| Objective:  | Students will receive regular feedback on their digital portfolios, helping them maintain motivation and engagement in their learning process.                                                                                                                                                                                                                                                |
| Activities: | Schedule periodic reviews of students' digital portfolios to monitor their progress and provide feedback. Offer constructive feedback on their portfolio design, organisation, content, and overall presentation. Encourage students to revise and update their portfolios based on feedback and self-assessment. Acknowledge students' achievements and celebrate their growth and progress. |
| Assessment: | Assess students' progress in updating and improving their digital portfolios based on feedback and self-assessment. Monitor their engagement and motivation throughout the process.                                                                                                                                                                                                           |

## Importance of This Guide

In today's rapidly evolving digital landscape, students must develop the skills and adaptability necessary to excel academically and professionally. This guide is a comprehensive resource for educators to effectively implement digital portfolios, fostering student motivation, engagement, and collaboration.

Digital portfolios offer numerous benefits for students, including improved organisation, showcasing achievements, and promoting collaboration within the school community. Students can build an online presence and connect with like-minded peers, professionals, and potential employers by integrating digital portfolios into the curriculum and encouraging sharing on social media platforms.

Furthermore, this guide emphasises the importance of setting goals, monitoring progress, and providing feedback to ensure students' ongoing engagement and motivation. Students can refine their digital portfolios, develop valuable skills, and grow academically through regular assessments and feedback.

Ultimately, this guide is a valuable resource for educators seeking to enhance their student's learning experiences through digital portfolios. By following the lessons and activities outlined in this guide, teachers can help students unlock their full potential, preparing them for future success in an increasingly digital world.

## References:

You can learn more about digital portfolios, motivating students, and their integration into education:

Barrett, H. C. (2010). Balancing the Two Faces of ePortfolios. *Educação, Formação & Tecnologias*, 3(1), 6-14.

Lorenzo, G., & Ittelson, J. (2005). An Overview of E-Portfolios. *Educause Learning Initiative*, 1-27.

Miller, R. (2009). Developing 21st Century Skills through the Use of Student Digital Portfolios. *Pennsylvania Educational Leadership*, 29(1), 39-43.

Bhattacharya, M., & Hartnett, M. (2007). E-Portfolios: A Scaffolding Tool for Developing Reflective Learning. In C. Montgomerie & J. Seale (Eds.), *Proceedings of ED-MEDIA 2007--World Conference on Educational Multimedia, Hypermedia & Telecommunications* (pp. 1503-1510). Vancouver, Canada: Association for the Advancement of Computing in Education (AACE).

Light, T. P., Chen, H. L., & Ittelson, J. C. (Eds.). (2012). *Documenting Learning with ePortfolios: A Guide for College Instructors*. John Wiley & Sons.

Kabilan, M. K., & Khan, M. (2012). Harnessing Social Media for Student Engagement and Learning: A Case Study of a Web 2.0 e-Portfolio System. *International Journal of Computer-Assisted Language Learning and Teaching (IJCALLT)*, 2(2), 53-67.

These resources will provide more information on the theory, implementation, and best practices related to digital portfolios and student motivation.